



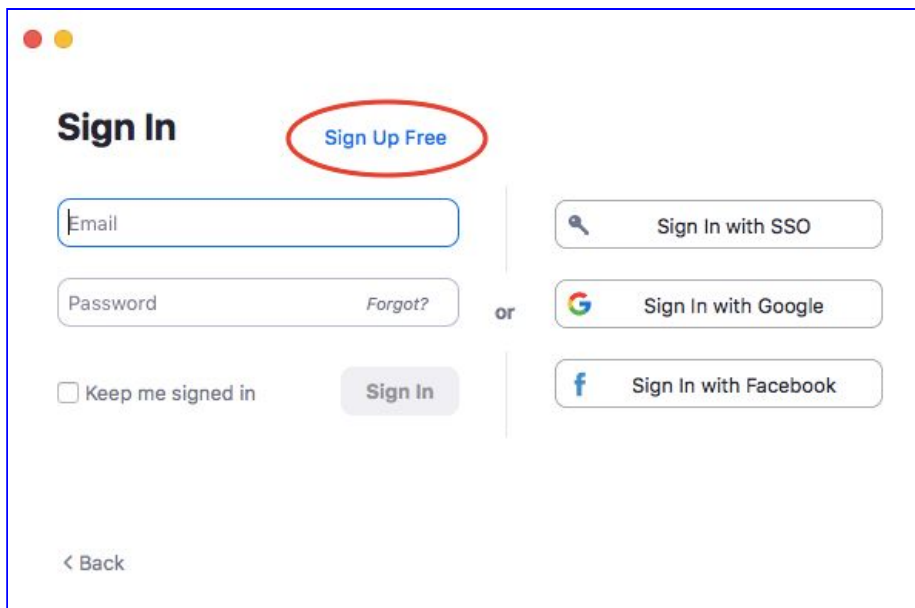
WELCOME TO **BEatHOME FESTIVAL!!** Here you can find instructions on how to download, install, and create an account for Zoom, which is a platform we'll be using for most of our live events.

1) Go to [zoom.us/download](https://zoom.us/download)

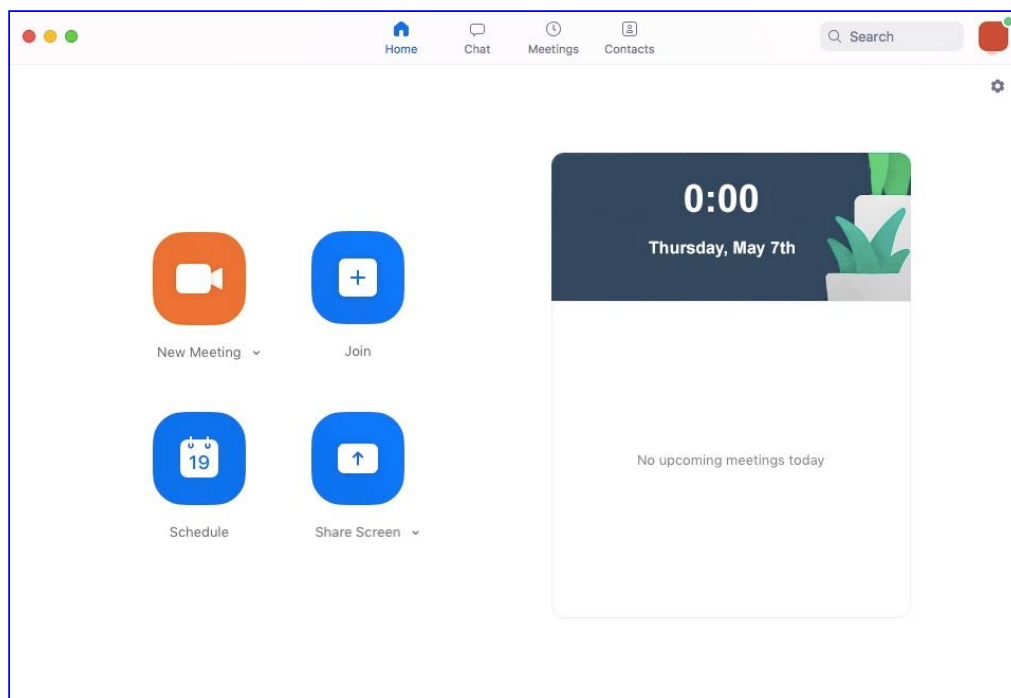
2) Click “download” on “**Zoom Client for Meetings**”

3) Once you’ve downloaded the app and launched it, this window will appear. If you don’t already have a Zoom account, click “**Sign Up Free**”.

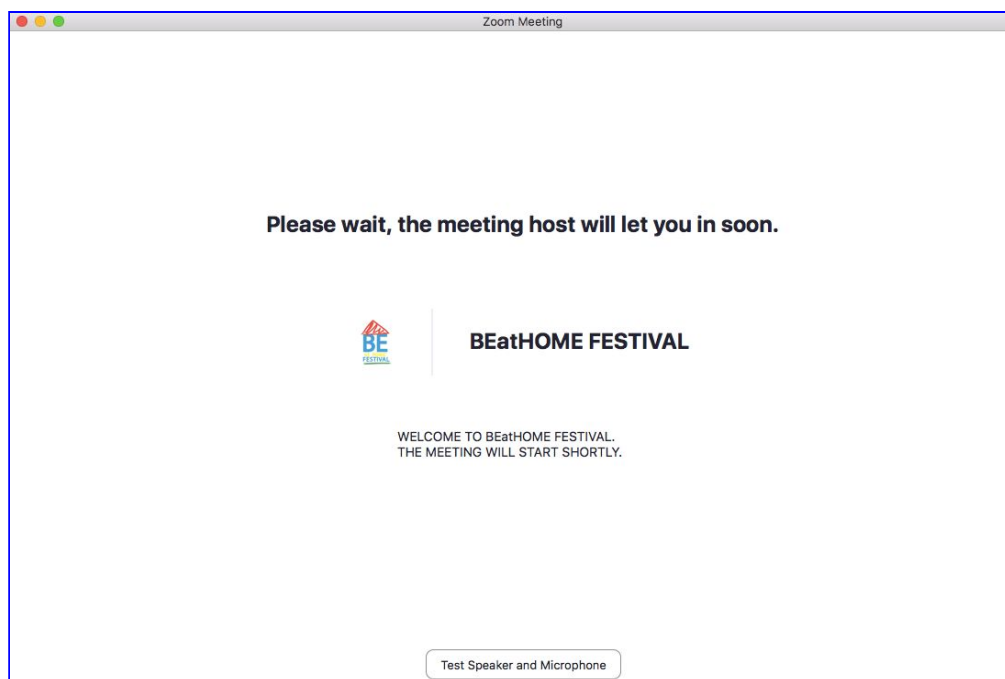
*\* Make sure you remember your username and password for the next time you sign up.*



4) Once signed up you should arrive at this screen.  
If you have, you're all set up.



5) If you have signed up for the festival, from **Tuesday 5th May**, you will receive information on how to access each event including specific links. When clicking on the links you will arrive at this screen.



If you have any issues or questions about using Zoom or other aspects of BEatHome Festival, feel free to get in touch at [info@befestival.org](mailto:info@befestival.org).